LTR	REVISION RECORD	ECN NO.	DRG
A	First Issue	RD13-0825001	King

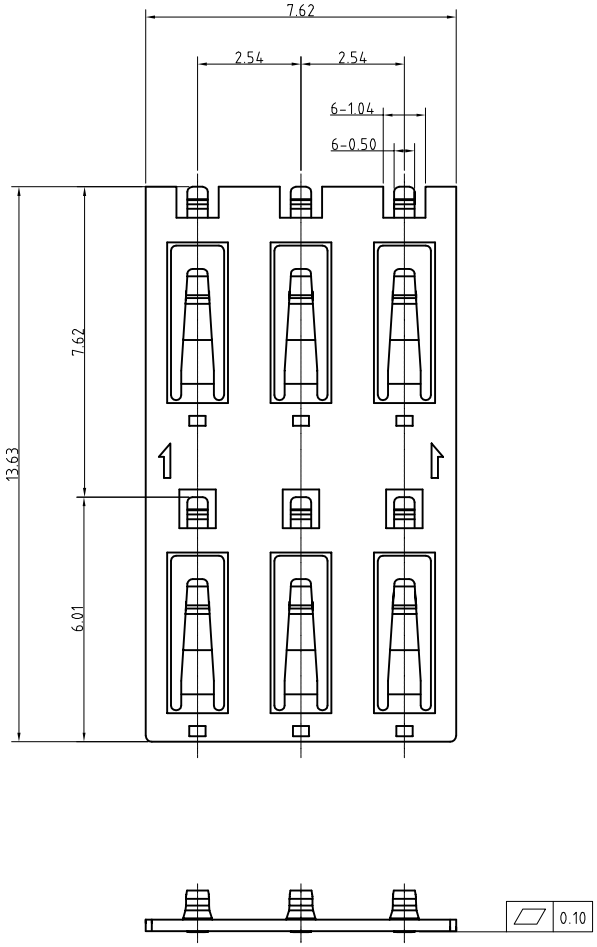

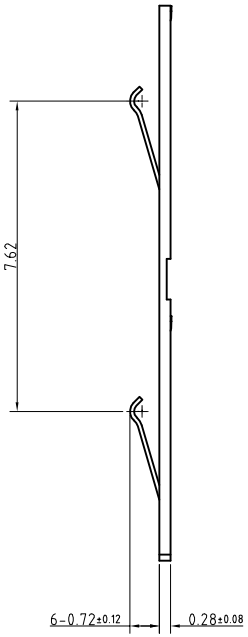

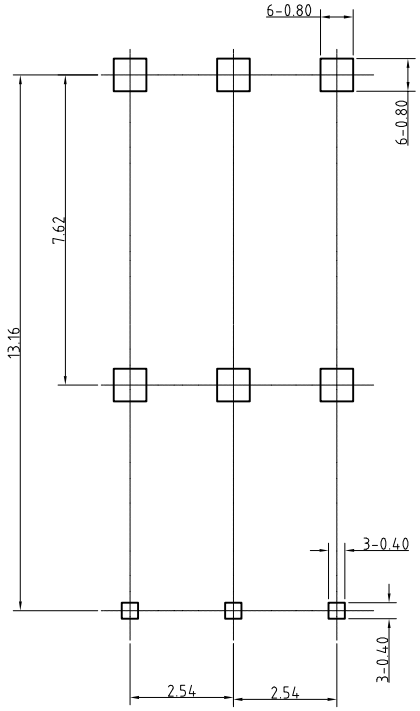

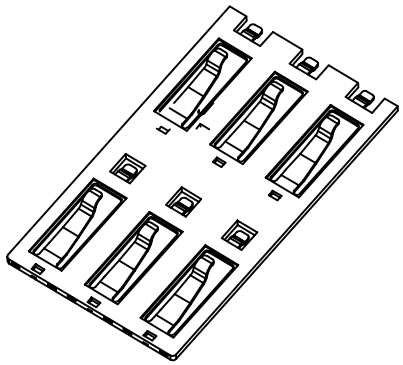

Recommended PCB Layout

Tolerance: ±0.05

NOTE:

1. Material & Finish:

2. Specification:
   - 2-1.Current Rating: 1A max.
   - 2-2.Contact Resistance: 50mOhms max
   - 2-3.Insulation Resistance:1000MOhms min./500VDC
   - 2-4.Dielectric Withstanding Voltage:500VAC/1minute
   - 2-5.Operating Temperature:-25°C to+85°C
   - 2-6.Mating Cycles:3,000 Insertions
3. Product Compliant to RoHs Directive 2002/95/EC and ELV 2000/53/EC
4. Please Contact GOSTAR Sales Representive to Verify Product Details.

Item	Part Name	Material	Description
2	Housing	Thermoplastics	Black,UL94V-0
1	Terminal	Copper Alloy	Gold Flash on Solder Tails and Contact Area; Nickel Under Plated Overall.

CUSTOMER INSPECTION DRAWING

深 圳 市 普 玛 斯 精 密 组 件 有 限 公 司

SHENZHEN PROMAX EXACTITUDE DISCRETENESS CO.,LTD .

APPROVED:	Jean Long
CHECKED:	Jean Long
DRAWING:	King Hsu

GENERAL TOLERANCES	
.X:	±0.30
.XX:	±0.20
.XXX:	±0.10
ANGEL:	±1°
SHEET:	1 / 1

TITLE:	0.3H SIM Card Core.
PART NO:	MC10-10030B-7F
DWG NO:	DMC10-10030
REV: A	UNIT: mm / SCALE: / / SHEET: A4

DO NOT SCALE DRAWING

THIS DRAWING CONTAINS INFORMATION THAT IS PROPRIETARY TO PROMAX ELECTRONIC CO.,LTD.AND SHOULD NOT BE USED WITHOUT WRITTEN PERMISSION.